

CSO24TE/S/TH



FEATURES

Detects the volume, shape, and consistency of your food with a climate sensor that adjusts time (you can even delay the start for when you want your dish ready), temperature, and humidity for guesswork-free delicious results, every time

Features space enough to cook multiple dishes at once (or a 15-lb turkey)

Insert a temperature probe to tell you exactly when it is done—and in gourmet mode, it will alert you the moment the dish is ready

Provides an extraordinary 90 minutes of steam cooking with an easy-access water tank

Small size and versatile design to fit in any kitchen

Integrates beautifully into surrounding cabinetry with flush installation

Master your technique with tips and recipes from the Master the Convection Steam Oven guide

ACCESSORIES

Descaling Solution

Full Extension Rack Guides

Oven Rack

Perforated Pan 12 3/4" x 1 1/2" x 7"

Perforated Pan 12 3/4" x 2 1/2" x 7"

Perforated Pan 17 3/4" x 1 1/4" x 15"

Porcelain Baking Sheet

Pro Handle

Solid Pan 12 3/4" x 1 1/2" x 7"

Solid Pan 12 3/4" x 1 1/4" x 14"

Solid Pan 17 3/4" x 1 1/4" x 15"

Accessories available through an authorized dealer.

For local dealer information, visit subzero-wolf.com/locator.

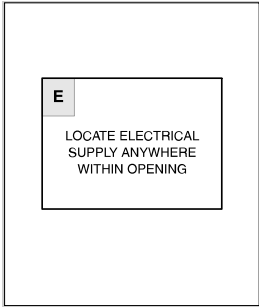




PRODUCT SPECIFICATIONS

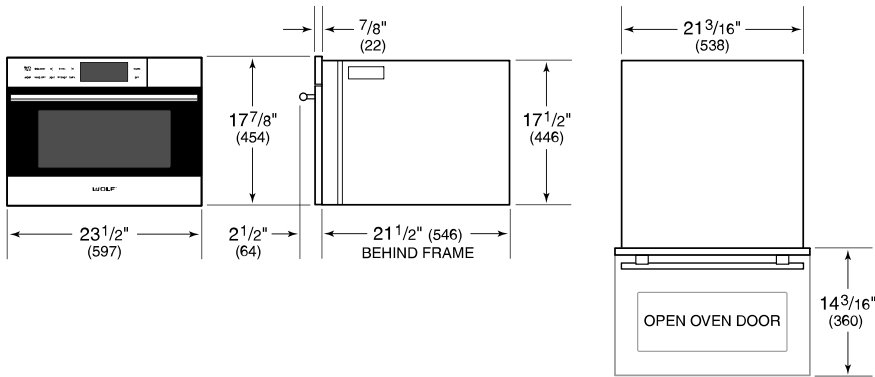
Model	CSO24TE/S/TH
Dimensions	23 1/2"W x 17 7/8"H x 21 1/2"D
Oven Interior Dimensions	17 7/8"W x 11"H x 15 3/4"D
Capacity	1.8 cu. ft.
Door Clearance	14 3/16"
Weight	80 lbs
Electrical Supply	240/208 VAC, 60 Hz
Electrical Service	20 amp dedicated circuit
Power Cord Length	6 Feet
Receptacle	NEMA 6-20R grounding-type

ELECTRICAL

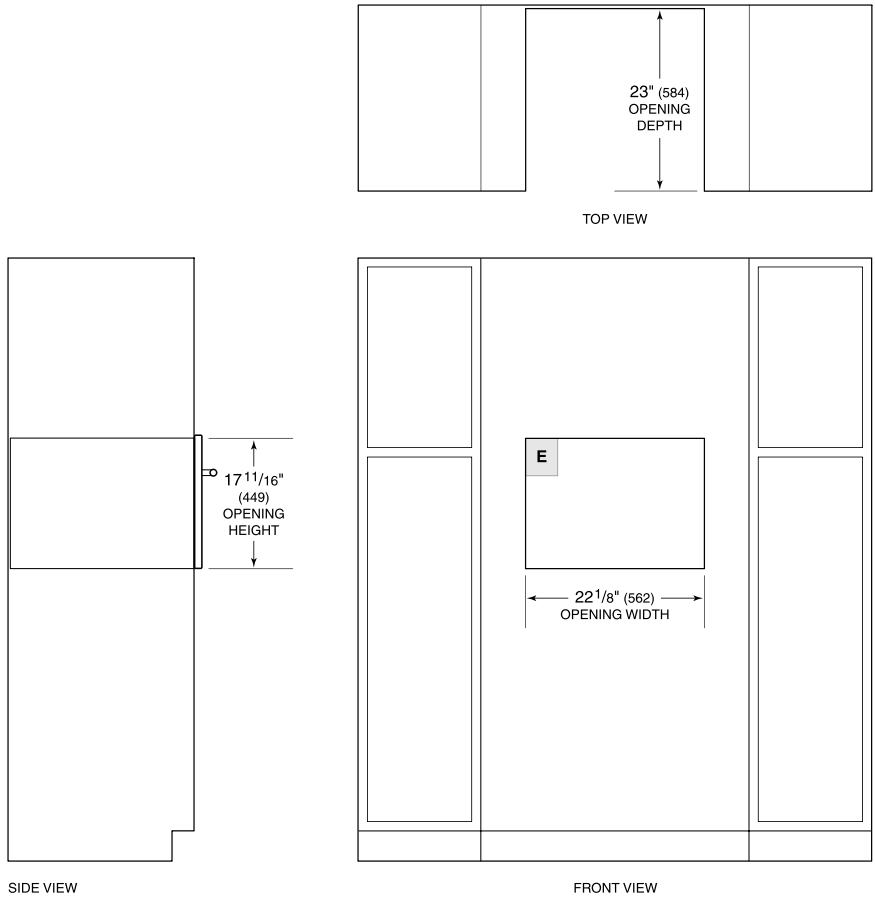


NOTE: Dimensions in parenthesis are in millimeters unless otherwise specified

DIMENSIONS



STANDARD INSTALLATION



NOTE: 24" (610) and 30" (762) models require the same opening dimensions.